

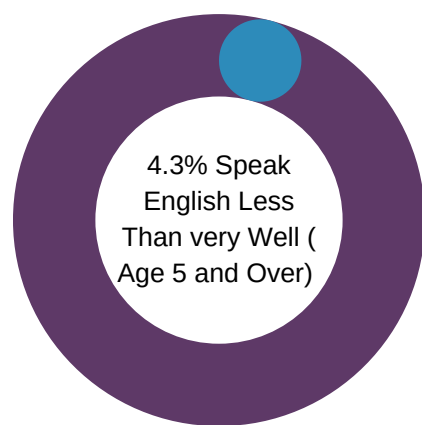
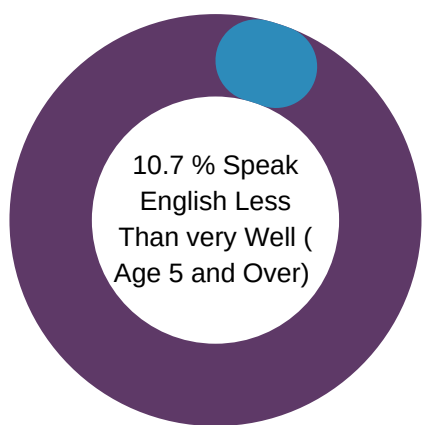
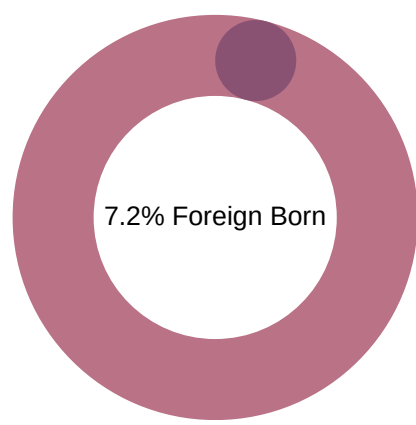
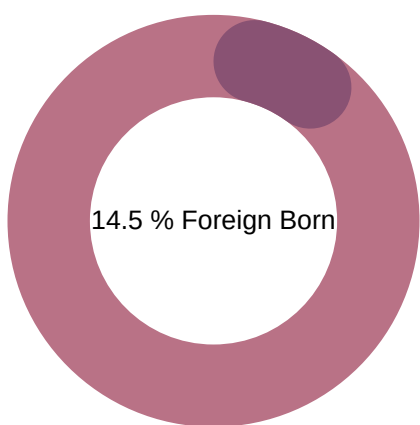
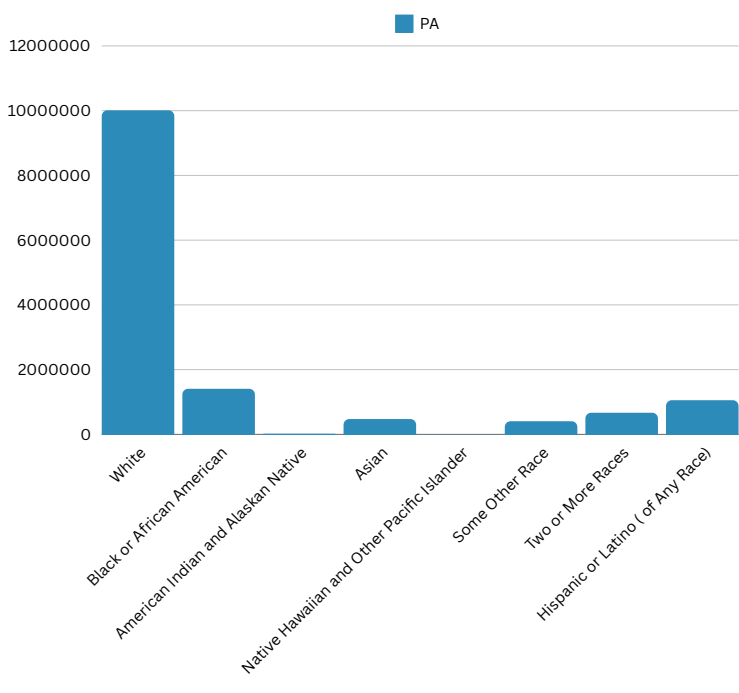
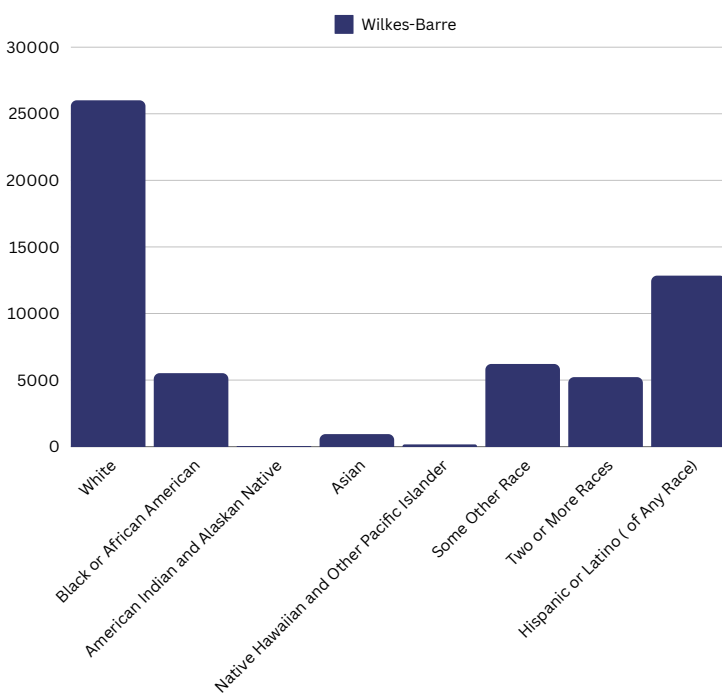
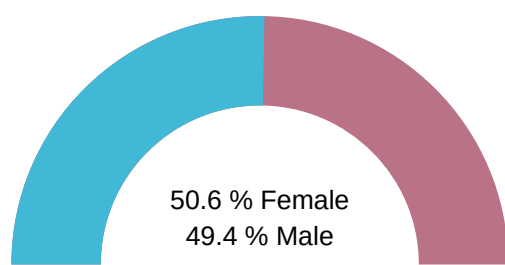
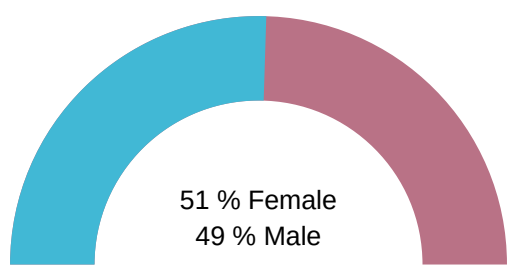
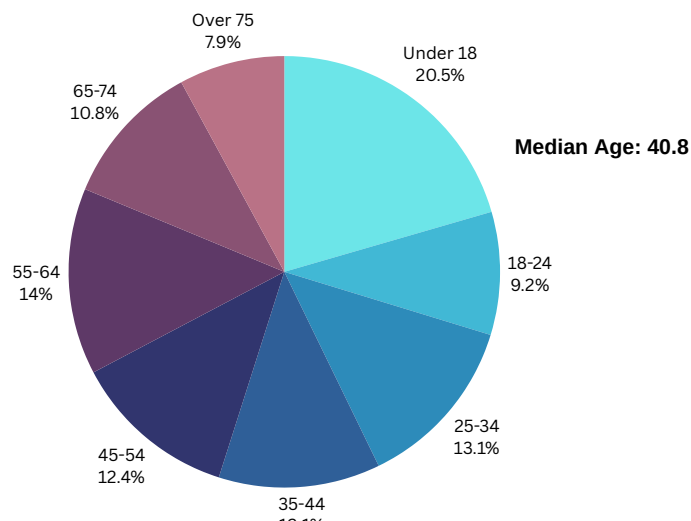
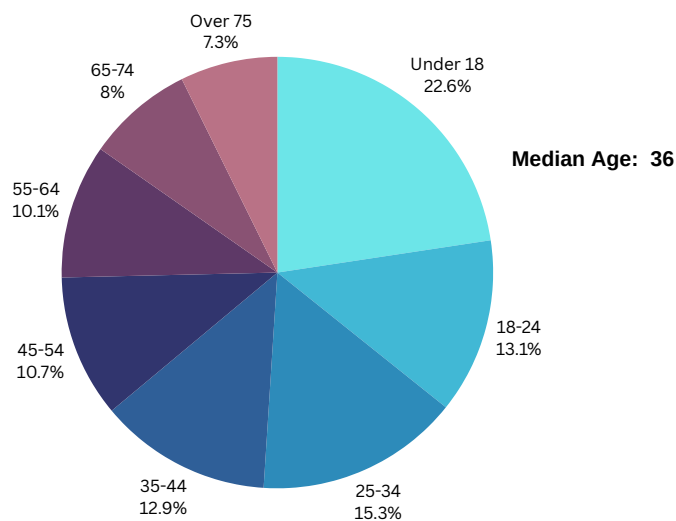
A COMPARATIVE GUIDE

Wilkes-Barre DEMOGRAPHICS



Pennsylvania DEMOGRAPHICS

Population



Economic

Median Household Income: \$46,597

Per Capita Income: \$23,995

Median Household Income: \$73,170

Per Capita Income: \$41,234

Mean Commute Time: 20.1 Minutes

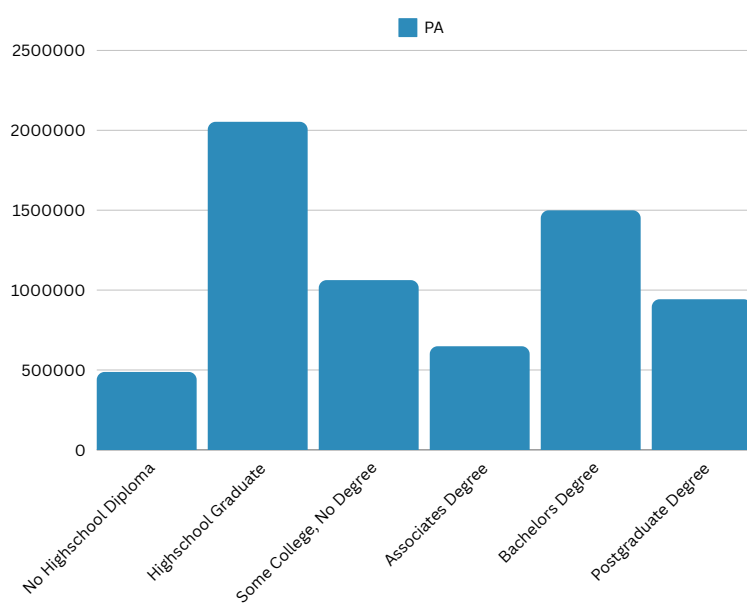
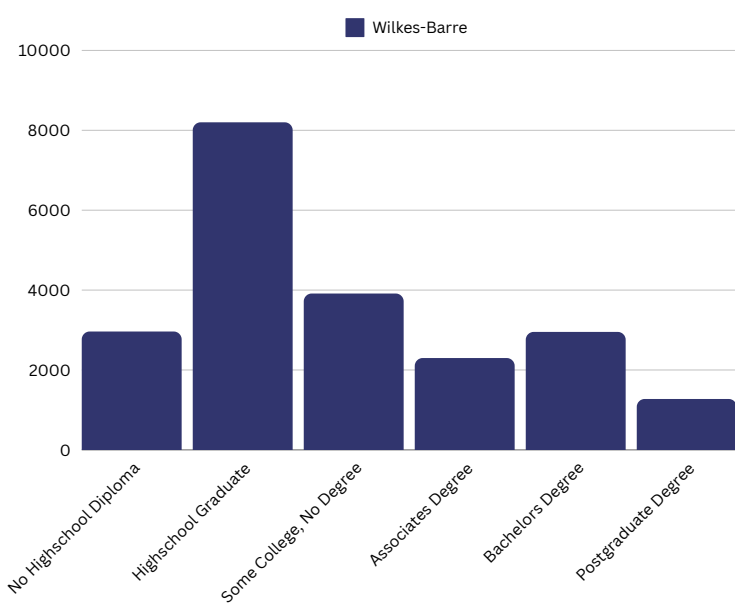
0.9 % Travel Via Public Transportation



Mean Commute Time: 27.6 Minutes

2% Travel Via Public Transportation

Educational Attainment (Age 25-64)



Housing

Total Housing Units: 19,909

Median House Value (of owner-occupied units): \$98,200

Homeowner Vacancy: 114

Rental Vacancy: 516

Renter-Occupied Housing Units (% of Occupied Units): 8,584

Occupied Housing Units with No Vehicle Available (% of Occupied Units): 3,068



Total Housing Units: 5,753,908

Median House Value (of owner-occupied units): \$226,200

Homeowner Vacancy: 38,375

Rental Vacancy: 84,266

Renter-Occupied Housing Units (% of Occupied Units): 1,600,237

Occupied Housing Units with No Vehicle Available (% of Occupied Units): 548,519

Social

Poverty Level (of all people): 8,805

Households Receiving Food Stamps/SNAP: 4,636

Disconnected Youth: 316

Children in Single Parent Families (% of all children): 5,902

Uninsured: 3,356

With a Disability, Age 18-64: 3,893

With a Disability, Age 18-64, Labor Force Participation Rate and Size: 1,629

Poverty Level (of all people): 1,482,439

Households Receiving Food Stamps/SNAP: 708,782

Disconnected Youth: 16,293

Children in Single Parent Families (% of all children): 873,654

Uninsured: 719,332

With a Disability, Age 18-64: 889,606

With a Disability, Age 18-64, Labor Force Participation Rate and Size: 400,584

